

*Step-by-step guide*

# **ADESA<sup>®</sup>** **DEALERBLOCK<sup>SM</sup>**

*Bid now events or buy now pricing*

**BUY**



**ADESA<sup>®</sup>.COM**



Buy cars online via bid now events or buy now pricing using the DEALERBLOCK tool from ADESA.com.

## ACCESS DEALERBLOCK

### 1. LOG IN VIA ADESA.COM

- Enter your user ID and password.

IF YOU ARE NOT YET REGISTERED:

- Access ADESA.com and click on the REGISTER NOW button.
- Complete and submit the online registration form; Customer Connection will then contact you to complete your registration information.



NOTE: Effective July 2013, for users associated to more than one organization, you will be prompted to choose an organization at your first log in. This will set the default for all subsequent logins. Users can change the default organization by accessing MY ADESA in the main navigation and then SITE PREFERENCES in the sub-navigation bar.

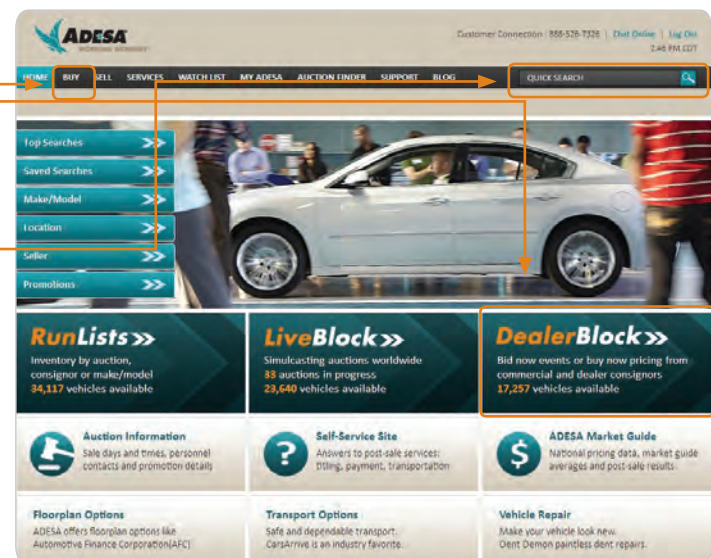


## SEARCH FOR VEHICLES

### 1. START YOUR SEARCH

There are three ways to search for vehicles on DEALERBLOCK:

- Click on the DEALERBLOCK button on the main page.
- Click on BUY in the main navigation bar, then select GLOBAL SEARCH in the sub navigation bar.
- Use the QUICK SEARCH box on the main navigation bar to the right and enter VIN, year, make or model.



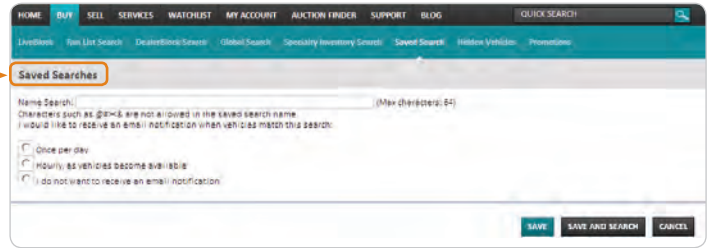
NOTE: For QUICK SEARCH, you can also enter a combination of these search terms or you can enter free-form text for your search criteria. An example of free form text would be to enter "RED 2002 MUSTANG."

## 2. ENTER SEARCH CRITERIA

- On the SEARCH page, select certain search criteria such as make, model, year, state and other options.
- Click SEARCH to see results.

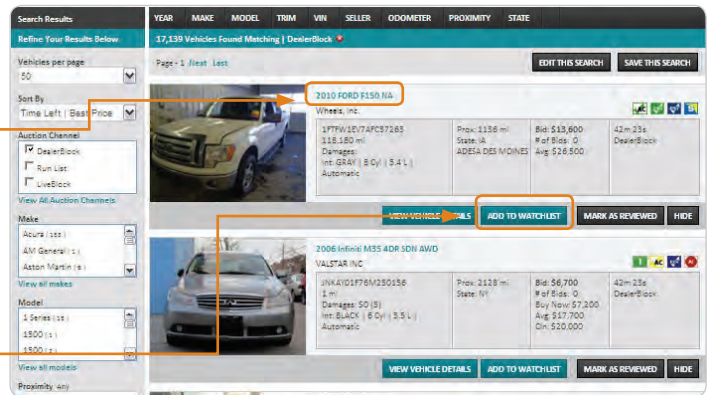


NOTE: You can save your search to use the same criteria for a future search. To store your search options, click **SAVE THIS SEARCH**. The stored search criteria will be available from the **SAVED SEARCH** Quick link on the home page.



## 3. VIEW SEARCH RESULTS PAGE

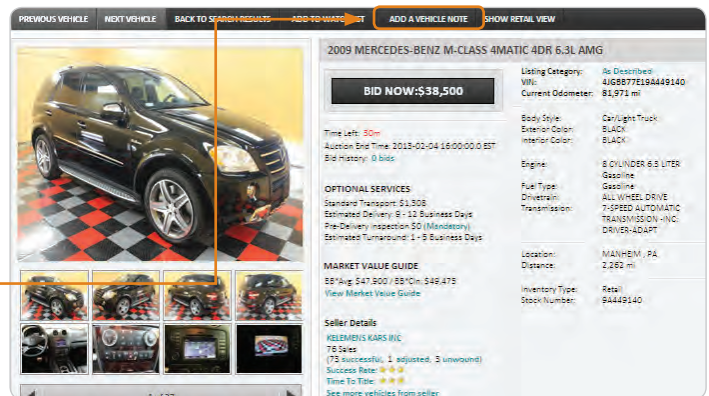
- Scroll through listings on the SEARCH RESULTS PAGE.
- Click the year/make/model/series description of the unit to view it **VEHICLES DETAILS PAGE**.



NOTE: To monitor a vehicle you are interested in, click **ADD TO WATCHLIST**. For more information on using **WATCH LIST**, please visit [help.ADESA.com](http://help.ADESA.com).

## 4. VIEW VEHICLE DETAILS PAGE

- Click on a vehicle description from the SEARCH RESULTS PAGE, to arrive at the **VEHICLE DETAILS PAGE**.
- Review more information about the vehicle, place a bid or buy now and make a purchase.



NOTE: You have the ability to **ADD A VEHICLE NOTE** for this car for your reference as you make buying decisions.

NOTE: Any incentives or sales event details on this particular vehicle will be shown in the **INCENTIVES AND PROMOTIONS** section of the page. If there are no incentives or promotions, that section will not be visible.

### INCENTIVES AND PROMOTIONS

Free Pre-Delivery Inspection - Expires on Wednesday, January 1, 2014 - See Details

## BID ON AND BUY VEHICLES

### 1a. PLACE A BID NOW

Vehicles are offered by either placing a bid, buying now, submitting a best offer or a combination:

- From the VEHICLE DETAILS PAGE click, BID NOW.
- Enter your BID NOW amount and select your payment transportation as well as other post-sale options.
- Click the BID button.

**NOTE:** All bids are treated as PROXY bids. For an explanation of the proxy bidding process, contact your ADESA dealer sales representative.

### 1b. BUY NOW

If offered by the seller, use this option to bypass the bidding process and purchase the vehicle immediately.

- From the VEHICLE DETAILS PAGE, click BUY NOW.
- Verify the buy now price and select your payment, transportation and other post-sale options.
- Click BUY NOW button.

### 2. SUBMIT A BEST OFFER

If offered by the seller, use this option to make a bidding offer below the seller's reserve.

- From the VEHICLE DETAILS PAGE, click BEST OFFER.
- Enter your offer amount and select your payment, transportation and other post-sale options.
- Click SUBMIT OFFER.

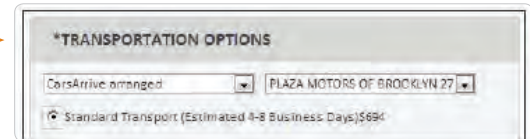
**NOTE:** Best offers are binding and must be acknowledged as such to be submitted.

### 3. SELECT CARSARRIVE ARRANGED

- When it is time to ship your vehicle purchase, we make it simple and convenient with CarsArrive Network.
- Just choose CARSARRIVE ARRANGED as your transport provider from the PLACE A BID or SUBMIT OFFER pages.

## CarsArrive Network

The Way Transportation Should Be

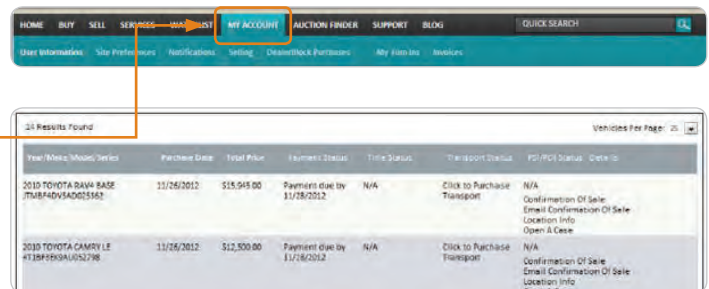


**NOTE:** For more information about transportation services, visit [CarsArrive.com](http://CarsArrive.com), call 866-457-CARS or email [transportationsales@carsarrive.com](mailto:transportationsales@carsarrive.com).

## TRACK YOUR PURCHASES

### 1. VIEW PURCHASES

- Run a purchase report to see your bid now or buy now purchases.
- Click on the MY ACCOUNT tab on the main navigation bar, then select DEALERBLOCK PURCHASES in the sub navigation bar.



Year/Make/Model/Serial	Purchase Date	Total Price	Payment Status	Title Status	Transport Status	PD/FCI Status	Details
2010 TOYOTA RAV4 BASE JTB840V34D015163	11/26/2012	\$15,949.00	Payment due by 11/28/2012	N/A	Click to Purchase Transport	N/A	Confirmation Of Sale Email Confirmation Of Sale Location Info Open & Close
2010 TOYOTA CAMRY LE #138F9K9AU052798	11/26/2012	\$12,300.00	Payment due by 11/28/2012	N/A	Click to Purchase Transport	N/A	Confirmation Of Sale Email Confirmation Of Sale Location Info Open & Close

**NOTE:** The purchase report contains your purchased vehicles, including payment, title, and transport status. After payment has been received, you can view location information for vehicles you have purchased. You also have the ability to email the CONFIRMATION OF SALE and/or the VEHICLE RELEASE FORM.

## FOR MORE INFORMATION

For more information, please visit the ADESA Help site at [www.help.ADESA.com](http://www.help.ADESA.com)

## QUESTIONS?

CALL: Customer Connection at 888-526-7326

EMAIL: [customerconnection@adesa.com](mailto:customerconnection@adesa.com)

CHAT: Live on [www.adesa.com](http://www.adesa.com)